

Prayer Group Materials

Click the photos below to download the corresponding materials.



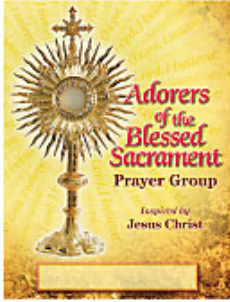
1. Attendance Sheet

This form is used to keep track of daily membership attendance. There are areas of the form for specific



2. Membership Form

New members use this form to join the group. To keep track of the membership totals, the Ministry leader



3. Membership Book Cover

A decorative cover for the front of the membership three ring binder.

Adorers of the Blessed Sacrament

Membership Instructions

- Enter your name and today's date in the sign up form.
- Take membership card, fill in your name and corresponding membership number.
- You are now a member! Thank you.

Adoradores del Santísimo Sacramento


Miembros instrucciones

- Escriba su nombre y la fecha de hoy en el formulario de registro.
- Tome la tarjeta de miembros, introduzca su nombre y número de socio correspondiente.
- Usted es ahora un miembro. Gracias.

4. Membership Instruction Sheet


A sheet with sign-up instructions in English and Spanish that is placed in the membership binder next to

Form No. 12 English and Spanish that is placed in




5. Membership Requirement Sheets

These signs in English and Spanish are posted above the membership book where new members can s



6. Membership Cards

Artwork to get members [Click here to download the Adorers Prayer Sheet for detailed information on how and where to get these cards printed.](#)



7. Adorers Poster

To be displayed during mass and exposition hours. [Click Here to Download the instruction sheet for detailed information on how and where to get the poster printed.](#)



8. Sample Church Bulletins

Examples to show how [Click here to see additional bulletin board notices](#) Prayer Group to your church

Adorers of the Blessed Sacrament

Prayer Group

Start-up Requirements & Suggestions

1. Meeting Place - Choose a place with some privacy. A private classroom is ideal.
2. Meeting Time - Choose a time when most members of the parish are present.
3. Meeting Time - Choose a time when most members of the parish are present.
4. The meeting should be held at least once a month.
5. The meeting should be held at least once a month.
6. The meeting should be held at least once a month.
7. The meeting should be held at least once a month.
8. The meeting should be held at least once a month.
9. The meeting should be held at least once a month.
10. The meeting should be held at least once a month.
11. The meeting should be held at least once a month.
12. The meeting should be held at least once a month.

9. Start-up Suggestions

This is the same information presented on the [Get Started](#) webpage. The detailed instructions on how

Adorers of the Blessed Sacrament

Prayer Group

Membership for Children & Faculty

1. Meeting Place - Choose a place with some privacy. A private classroom is ideal.
2. Meeting Time - Choose a time when most members of the parish are present.
3. Meeting Time - Choose a time when most members of the parish are present.
4. The meeting should be held at least once a month.
5. The meeting should be held at least once a month.
6. The meeting should be held at least once a month.
7. The meeting should be held at least once a month.
8. The meeting should be held at least once a month.
9. The meeting should be held at least once a month.
10. The meeting should be held at least once a month.
11. The meeting should be held at least once a month.
12. The meeting should be held at least once a month.

10. Membership Procedures for School Children & Faculty

This is the same information presented on the [Schools & Faculty](#) webpage.